

# GDF SUEZ




Electricity production in the Wadden Sea Region – fossil energy  
Frank Albers, GDF SUEZ Energie Deutschland AG

November 26th, 2009

## Contents

- GDF SUEZ
- Some thoughts about energy mix
- Why energy production in the wadden sea area?
- As example: CFFP Wilhelmshaven



## The GDF SUEZ Group

## GDF SUEZ – one of the leading energy providers in the world

### Europe's leading natural gas supplier

- Largest purchaser and supplier
- Largest transport and distribution network
- Second-largest European storage facility operator

### A major electricity provider

- No. 1 in the Benelux countries
- Second-largest producer in France
- Fifth-largest producer and supplier in Europe

### World's leading liquid natural gas operator

- Largest importer and purchaser in Europe
- Second-largest operator of LNG Terminals in Europe
- Market leader in the Atlantic Basin

### Leading European energy service provider



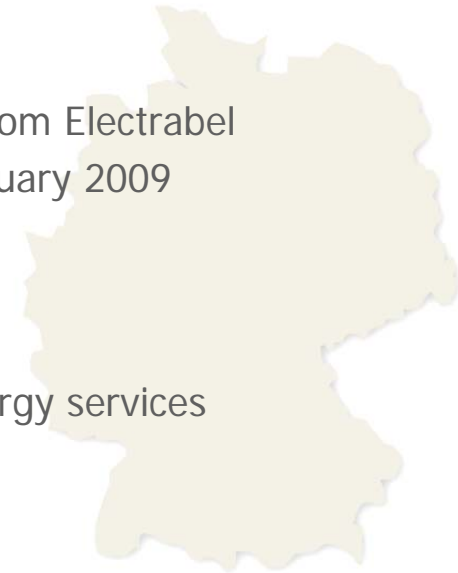
## Key figures 2008

- ~ 200,000 employees
- Turnover of EUR 83.1 billion
- Investments of EUR 11.8 billion
- Production capacity of 68,000 MW
- 1,300 scientists in ten research and development centres
- 15 LNG tankers
- 16 natural gas storage sites in Europe, total capacity 10.7 bn m<sup>3</sup>



## Key figures 2008 - Germany

- Entered the German market in 1998; changed its name from Electrabel Deutschland to GDF SUEZ Energie Deutschland on 1 February 2009
- Main areas of activity:
  - Generation of power and district heating
  - Distribution of power and gas and the provision of energy services
  - Trading
- Roughly 700 staff
- Sales €1.04 billion
- Output 8.9 TWh of power, 2.1 TWh of gas
- Supply of approx. 100 major industrial customers and distributors
- Residential and small industrial customers are supplied by our regional partners (350,000 energy customers, 858,000 gas customers)
- 1.288 MW installed capacity, plus a further 800 MW currently under construction



## Why fossil power plant operators are going to the Wadden Sea Region?

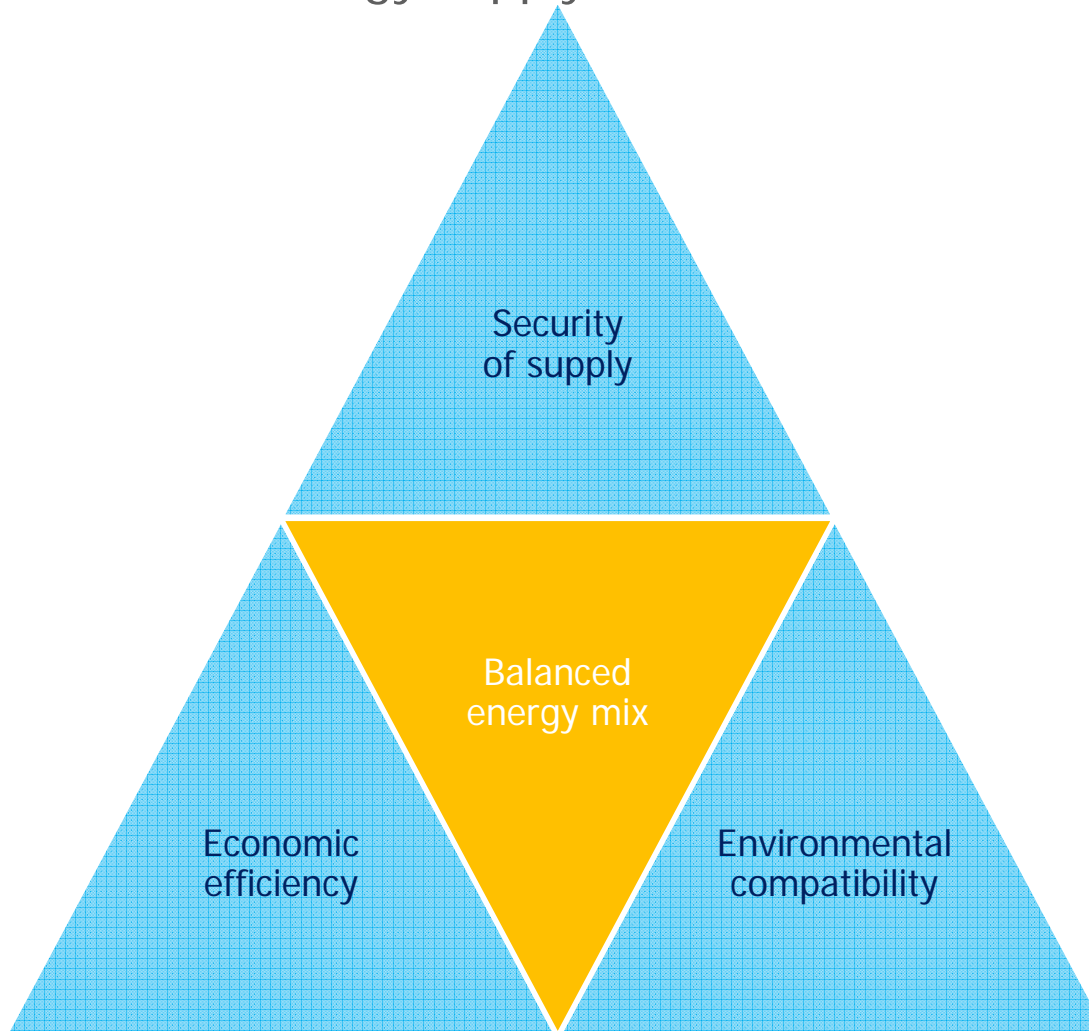
- Not the wadden sea itself is interesting ...  
... but the coast
- Studies say that energy production will be twice as high (or more) than consumption in the area
- Is this realistic?  
"projects are projects ..."

**Tabelle 11: Im Bau und in Planung befindliche Kraftwerke in Norddeutschland**

KW-Name / Standort	Betreiber / Unternehmen	Bundesland	Leistung netto (MW)	vorausst. Inbetriebn.	Brennstoff
Stavenhagen	Nehlsen Entsorgung GmbH	MV	46	2007	Biomasse
Lubmin I	Concord Power	MV	125	2007	Erdgas
Hamburg-Tiefstack neu	Vattenfall Europe Generation	HH	30	2007	Erdgas
Bremen Hafen	swb Erzeugung	NI	20	2008	Erdgas
Rostock	Vattenfall Europe Generation	SH	400	2008	Müll
Braunschweig	Braunsch. Versorgungs AG	NI	875	2008	Müll
Lingen	RWE Power	NI	940	2009	Erdgas
Niederaussem	RWE Rheinbraun AG	NI	580	2009	Erdgas
Emsland-Lingen 1 neu	RWE Power AG	SH	580	2009	Braunkohle
Hamburg Hafen	Vattenfall Europe Generation	HH	750	2009	Erdgas
Brunsbüttel	Electrabel	NI	800	2010	Erdgas
Stade	Electrabel	NI	800	2010/11	Steinkohle
Wilhelmshaven	Electrabel	SH	800	2011	Steinkohle
Bremen Mittelbüren	Electrabel	SH	800	2011	Steinkohle
Hamburg Moorburg neu	swb Erzeugung	SH	800	2011	Steinkohle
Lubmin	Vattenfall Europe Generation	NI	1.640	2012	Steinkohle
Lubmin II	Dong Energy, DK	HH	1.600	2012	Steinkohle
(Standort noch offen)	Concord Power	MV	1.200	2012	Steinkohle
	EON Energie/Stw. Hannover	MV	1.100	2015	Erdgas
	?		14.286		Steinkohle
	<b>Gesamt:</b>		<b>14.286</b>		

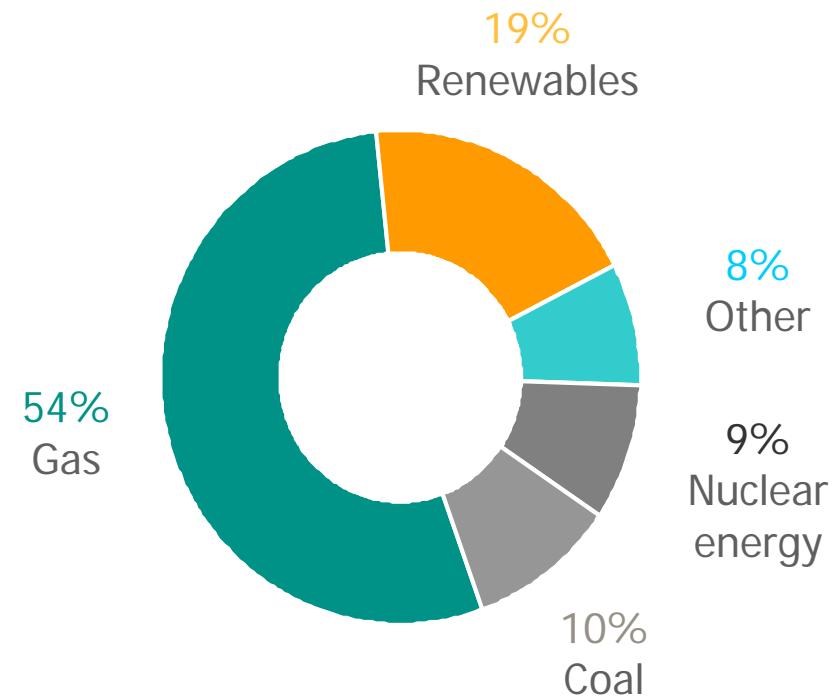
Example from:  
Bremer energie institute  
& Arrhenius Institut für Energie- und Klimapolitik,  
2007

## Objectives for energy supply



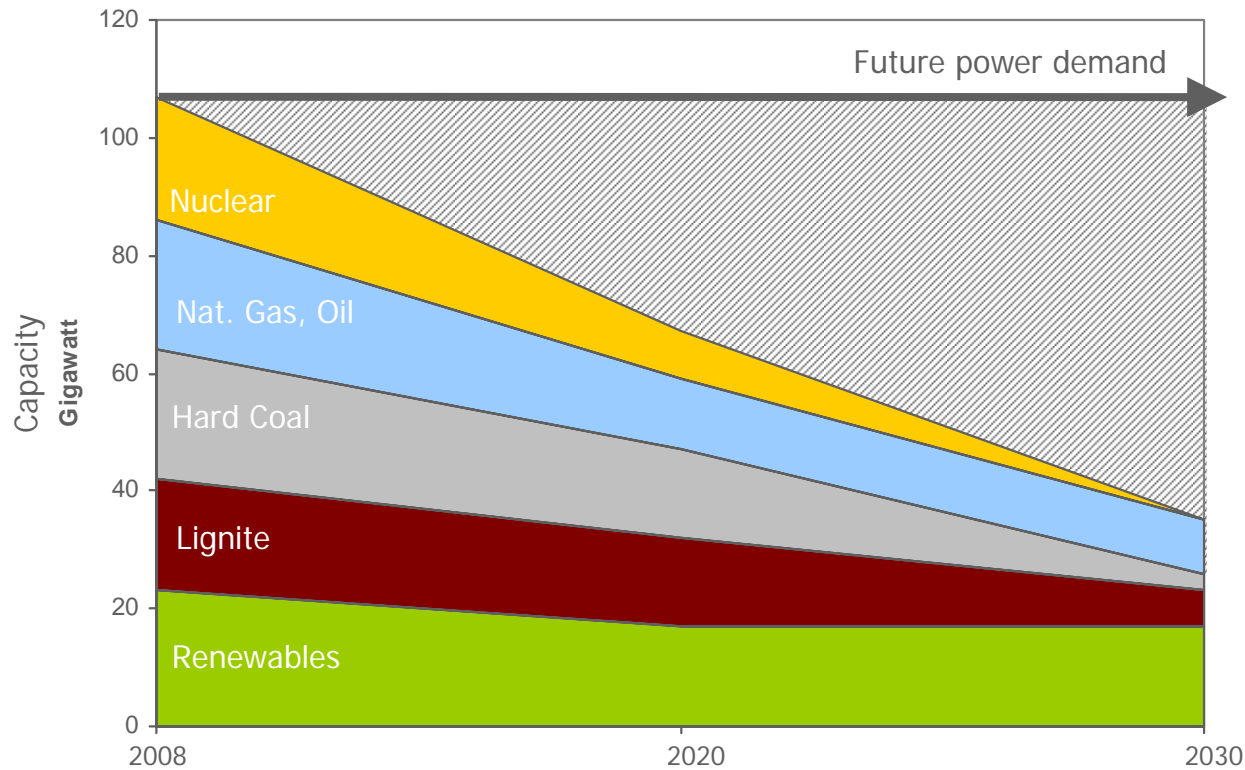
## Electricity generation mix of GDF SUEZ today

- 68,000 MW installed capacity
- A competitive electricity generation portfolio
- Flexible, low-carbon and highly-efficient electricity generation capacities
- Further development of the electricity generation capacities, especially in the field of renewable energies and gas power plants



Installed capacity by energy source, 2008

## Demand for new power plants in Germany!

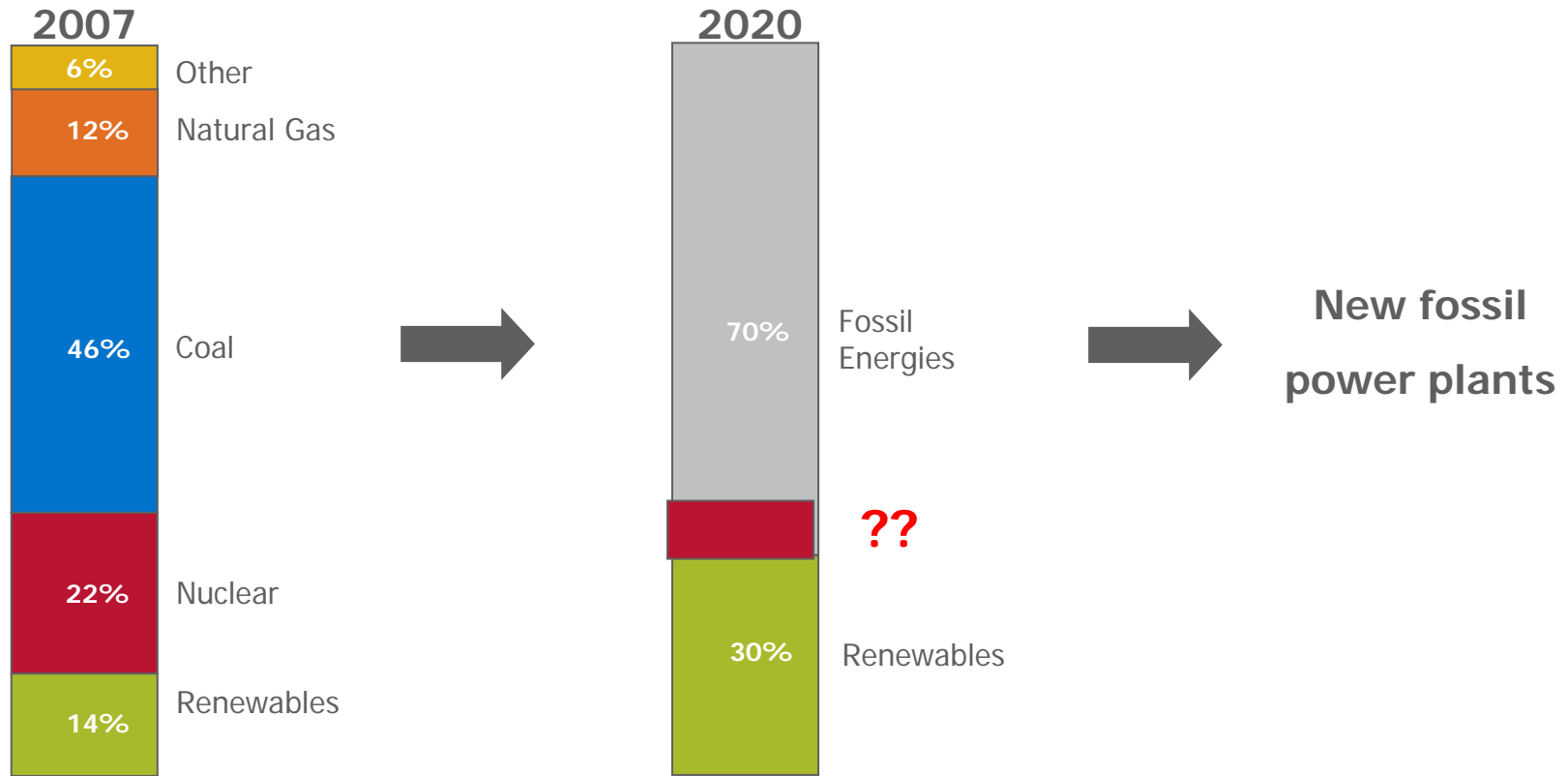


?

Only the power generation facilities as of today

Source: VBG Power Tech

## Electricity production in Germany



## Utilisation of fossil energies for electricity generation

### Gas?



fotoia © Vitaliy Pakhryushchy

- Efficiency 57 %
- High prices
- Reserves 40 to 60 years
- Dependency from little number of supplying countries

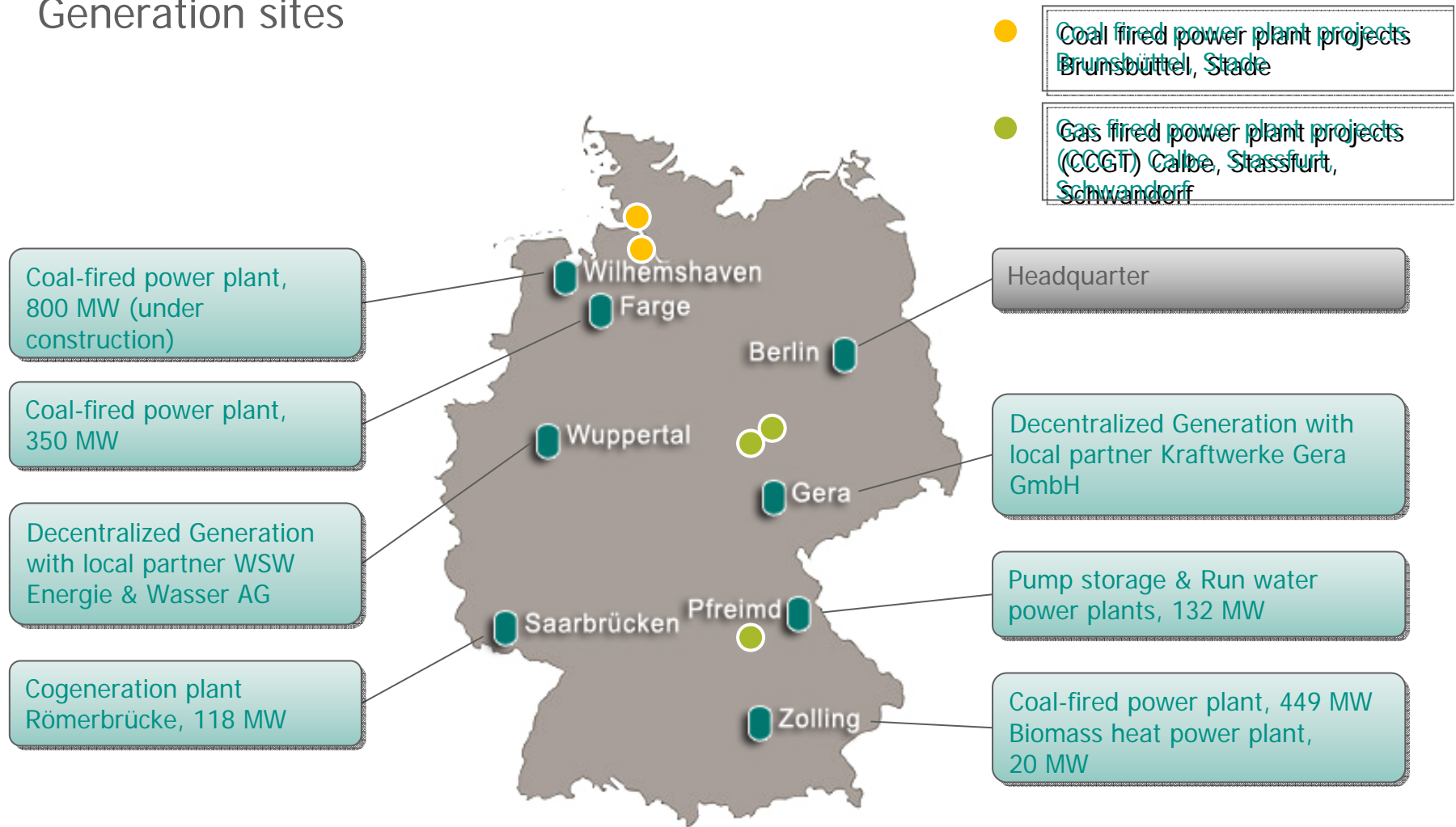
### Coal?



- Efficiency 46 %
- Favourable prices
- Reserves for more than 200 years
- Worldwide availability

**Beside of  
renewable energies  
we still need both  
of the fossil energies!**

## Generation sites





Coal fired power plant Wilhelmshaven

## Wilhelmshaven's Rüstersieler Groden: ideal site for coal-fired power plant

- Efficient coal logistics via „Niedersachsenbrücke“
- Efficient continuous-flow cooling (no cooling tower)
- High-voltage grid connection
- Site prepared for later CO<sub>2</sub>-separation (CCS)



## Wilhelmshaven coal-fired power plant

<b>Gross output</b>	800 MW
<b>Net efficiency</b>	> 46%
<b>Cooling</b>	Continuous-flow cooling (no cooling tower)
<b>Investment</b>	> €1 billion
<b>Commissioning</b>	2012
<b>Cooperation partner</b>	BKW FMB Energie AG (33%) WSW (15%)

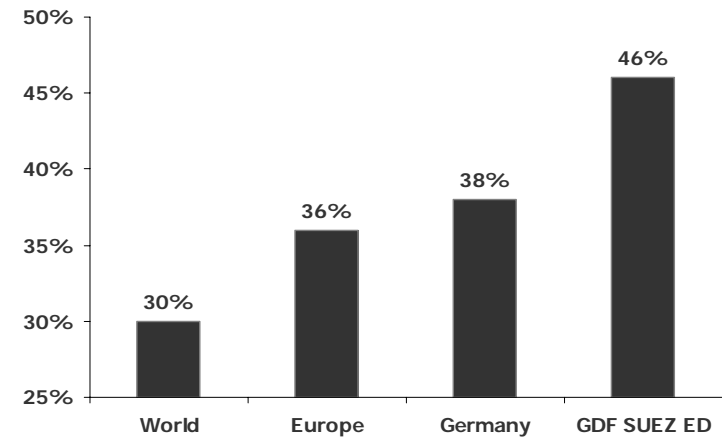


## Optimal efficiency through state-of-the-art technology

- Efficiency of our new coal-fired power plants > **46%**  
(for comparison: German average **38%**)
- Efficiency corresponds to the best currently available technology
- Leads to reduction in coal usage and CO<sub>2</sub> emissions

\* Sources: VDEW, VGB Tech

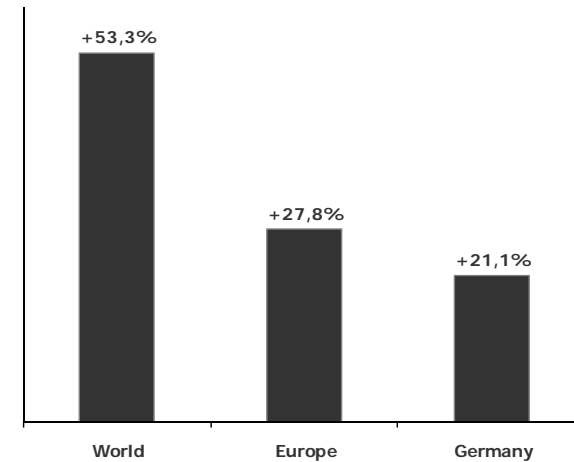
Average net efficiency of coal-fired power plants compared with the new GDF SUEZ Energie Deutschland power plants



## A significant contribution to environmental protection

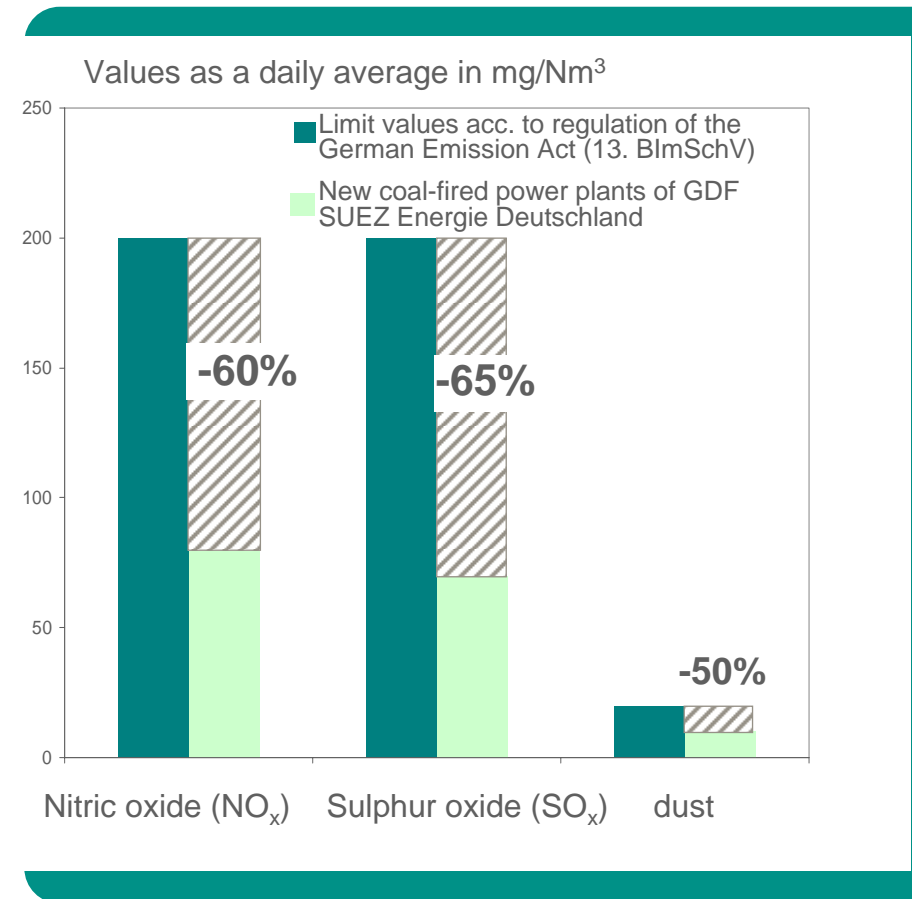
- Average German coal-fired power plants emit 20 percent more carbon dioxide than our new plants
- Contribution to climate protection (replacement of inefficient old plants)
- Participation in European research projects on further improvement of efficiency and development of CCS technology

The CO<sub>2</sub> emissions of existing coal-fired power plants compared with new power plants of GDF SUEZ Energie Deutschland



## Emissions well below legal limits

- Responsibility for the region and the environment: **commitment** to low threshold values
- The **dust, NO<sub>x</sub> and SO<sub>x</sub>** emissions of our new power stations are 50 percent or more below the already stringent legal provisions



## Summary

- Today, coal fired power plants move to sites where they could find their coal  
→ to the coast!
- There's still a need for new fossil power plants, both gas and coal
- Modern power plants are better than old ones, both for CO2 and other emissions
- There might be not a perfect balance between production and consumption for all regions → but: is this really necessary?
- The CO2 trading mechanism will be the limiting factor for the number of fossil power plants





WILHELMSHAVEN  
04 12 2008 *me*

Thank you!